


DR VITHALRAO VIKHE PATIL FOUNDATION'S
MEDICAL COLLEGE & HOSPITAL



**DEPARTMENT OF DERMATOLOGY,
VENEREOLOGY & LEPROSY**

**DEPARTMENTAL
PROFILE**

INDEX

Sr. No.	Contents	Page No.
1	Introduction	1
2	Vision, Mission & Objectives	2
3	Infrastructure	3-4
4	Services offered by the department	5
5	Best practices	6
6	List of Equipment's & Instruments	7-8
7	Programs offered	9
8	Teaching & Non-Teaching staff	10-11
9	Heads of the department	12
10	Teaching schedule of UG & PG	13-15
11	Result & Achievements of PG students	16
12	Dissertation topics of PG students	17
13	Book/ Chapters contributed by staff	18
14	Departmental publications	19-22
15	Papers & Posters presented by the PG students at State/ National level	23-24
16	Papers & Clinical cases presented by the PG students at college level	25
17	CME/ Guest lectures conducted by the department	26-27
18	Department YouTube Channel	28
19	Staff appointments at college level	29
20	Outreach/ Social services	30
21	Department SOPs	31-42
22	OPD/ IPD Statistics (Last five years)	43
23	Patients' testimonials	44-51
24	Glimpses of the department	52-55

INTRODUCTION

Dermatology, Venereology & Leprosy is one of the important basic clinical specialities. Insufficient emphasis on subject during under graduation, lack of trained personnel in the speciality and to accommodate the ever-increasing number of medical graduates aspiring to pursue specialist course in the subject, which makes the subject special and important to study in the current scenario.

The department of Dermatology, Venereology & Leprosy (DVL) was started in the year 2004, presently it is headed by Dr. Vishal A. Indurkar. Since then, the department has been gradually upgraded to present, by experienced faculty. Today department offering post-graduate degree course MD-DVL in the subject, (one seat per year). The department provides latest treatment facilities to manage skin diseases.



VISION, MISSION & OBJECTIVES

VISION

To emerge as department of excellence by providing competent speciality services which are reachable and affordable to rural/ poor common people with compassion.

MISSION

- To promote value based subject education and research driven health care.
- To provide uniform, standard and advance training in Dermatology, Venereology & Leprosy not only to post graduate students but also to undergraduate students too.

OBJECTIVES

The students after the training should be able to:

- Independently diagnose & manage common skin diseases, sexually transmitted diseases (STDs) & Leprosy.
- Able to manage dermatological emergencies independently.
- Teach moral values to students to counsel patient and their family members.
- To develop problem solving skills to manage DVL disorders efficiently.
- To follow preventive measures at individual and community levels against communicable and non-communicable DVL conditions.
- Able to perform common subject related procedures independently.

INFRASTRUCTURE

A) Out Patient Department (OPD):

Sr. No.	Rooms	No. of rooms	Area as per MCI/ NMC norms
1	Professor & Head	01	37.39 sq. m
2	Associate Professor	01	17.31 sq. m
3	Assistant Professor	01	17.99 sq. m
4	Resident	01	15.81 sq. m
5	Patients Examination cubicle	04	08.08 sq. m each
6	OPD Demonstration room	01	34.75 sq. m
7	Departmental Library	01	31.28 sq. m
8	Departmental Museum	01	30.03 sq. m
9	Research Laboratory	01	29.98 sq. m
10	Speciality rooms	02	15.36 sq. m
11	LASER room	01	14.54 sq. m
12	Minor Procedure room	01	18 sq. m
13	Department office	01	08.08 sq. m
14	Patients waiting area	--	90 sq. m
15	Washrooms (Male/ Female)	01/01	17.31 sq. m each

B) In Patient Department (IPD):

Thirty beds (15 Male/ 15 Female)

Sr. No.	Contents	Area
1	Professor & Head cabin	Provided as per MCI MSR
2	Accommodation for unit staff	Provided as per MCI MSR
3	Clinical demonstration room	Provided as per MCI MSR
4	Resident doctors' duty room	Provided as per MCI MSR
5	Nurse duty room	Provided as per MCI MSR
6	Bed side Laboratory Facilities	Provided as per MCI MSR

SERVICES OFFERED BY THE DEPARTMENT

Sr. No.	Facilities
1	General: <ol style="list-style-type: none">1) Dedicated 24 hours specialty service2) Consultation pertaining to skin diseases, STD's, leprosy and cosmetic dermatology3) Thirty bedded indoor facility4) Departmental library
2	Diagnostic: <ol style="list-style-type: none">1) Skin Biopsy2) Slit Skin Smear (SSS)3) Various Staining procedures4) Patch test
3	Therapeutic: <ol style="list-style-type: none">1) Radiofrequency/ Electrocautery surgeries2) Microdermabrasion3) Iontophoresis4) Cryosurgery5) Chemical peeling for Acne & Pigmentary disorders6) Acne surgeries7) Vitiligo surgeries8) Phototherapy unit (Whole body & Hand foot)9) LASERS (Nd-YAG, CO2 & IPL)10) LASER Helmet11) Platelet Rich Plasma therapy/ Platelet Rich Fibrin Membrane therapy12) Intralesional Steroid Therapy/ IV Steroid Pulse therapy13) Phototherapy (Full body & Hand & Foot Unit)

BEST PRACTICES

- 1) Latest equipment's & treatment like LASER, PRP therapy, Phototherapy unit & IV Steroid + Immunosuppressive drugs pulse therapy for Immunobullous disorders.
- 2) Museum.
- 3) Guest lectures for postgraduate students.
- 4) Objective Structure Clinical Examination (OSCE) for undergraduate students.
- 5) YouTube channel.
- 6) Community service by participating in multi diagnostic camps/ visits.



Inauguration of Renovated Department

LIST OF EQUIPMENT'S & INSTRUMENTS

Sr. No.	Item Name	Quantity
EQUIPMENTS		
1	Electro cautery	02
2	Radiofrequency	01
3	Dermapeel 3 in 1	01
4	Phototherapy unit (Whole body & Hand-foot unit)	01 & 01
5	Woods lamp	02
6	Cryosurgical unit (Spray + Tank)	01 & 01
7	RED & BLUE Light	01 & 01
8	Self-illuminated microscope	01
9	LASER Helmet	01
10	Dermapen	01
11	Micromotor	01 unit
12	Suction cups set	01
13	Electrical needle cutter	01
14	Computer Set with Internet facility + Wi-Fi facility	03
15	Q switch Nd Yag LASER	01
16	IPL LASER	01
17	CO2 Fractional LASER	01
18	Centrifuge machine	01
19	Sterilizer	02
20	PATACH test Kit	01
21	OT Lamp	01
SURGICAL INSTRUMENTS		
1	Comedone expressor	02
2	Manual dermabrader	05
3	Steel Biopsy punches Autoclavable	01
4	Molluscum Curette	01
5	Dermatosurgery tray	01

12	Needle holder	05
13	Sims Speculum	01
14	Cusco's Speculum	01



PROGRAMS OFFERED

Sr. No.	Program	Intake
1	MBBS	200 seat per year
2	MD (DVL)	01 seat per year

IMPARTS SUBJECT TEACHING TO






Sr. No.	Programs
1	Nursing
2	Physiotherapy





Awareness of Skin Care – CME by the dept.




TEACHING AND NON-TEACHING STAFF

TEACHING STAFF

Sr. No.	Faculty Name Qualifications	Designation	Date of Joining & Promotion	Registration no.
1	 Dr. Indurkar V. A. MBBS, DNB (DVL)	Professor & Head Professor Assoc. Professor Assist. Professor Sr. Resident	01.01.2022 02.11.2020 01.09.2017 01.08.2013 01.06.2012	2003/10/3585
2	 Dr. Khadamkar K. S. MBBS, MD (DVL)	Assoc. Professor Assist. Professor	05.05.2010 01.02.2005	2007/03/0275
3	 Dr. Mrs. Gadekar M. N. MBBS, MD (DVL)	Assist. Professor	01.04.2017	2012/11/3180
4	 Dr. Mhaske D. B. MBBS	Sr. Resident	11.12.2006	85378
5	 Dr. Suryavanshi R. S. MBBS, DVD	Sr. Resident	09.07.2007	076958

6	 Dr. Ms. Kitture A. B. MBBS	Resident	27.05.2019	2018/05/2389
7	 Dr. Ms. Wagh A. G. MBBS	Resident	31.05.2020	2016/10/4245

NON- TEACHING STAFF

Sr. No.	Name of non-teaching staff	Post
1	 Mr. Navnath Virkar	Clerk
2	 Ms. Shital Waghmare	OPD Nursing staff
3	 Mrs. Sangita Salve	OPD attendant

HEADS OF THE DEPARTMENT

Sr. No.	Name	Duration	
		From	To
1	Dr. Khadamkar K. S.	01.02.2005	31.01.2008
2	Dr. Kesari V. M.	01.02.2008	31.07.2011
3	Dr. Gosavi R. M.	01.08.2011	31.12.2011
4	Dr. Indurkar V. A.	01.01.2022	Till date



LASER Inauguration



LASER Inauguration

TEACHING SCHEDULE OF UNDERGRADUATE & POSTGRADUATE STUDENTS

Undergraduates' theory classes started in III-year, total teaching hours for theory class are 30 hours. Clinics started in II year (10 days) & III year (12 days). Teaching Competency Based Syllabus as laid down by NMC, New Delhi/ Maharashtra University of Health Science, Nashik.

Sr. No.	Topic name
1	Acne
2	Vitiligo
3	Papulosquamous disorder, Lichen planus
4	Scabies, Pediculosis
5	Fungal, Viral, infection, Pyoderma
6	Leprosy
7	HIV/ STD
8	Dermatitis & Eczema
9	Vesicobullous disorder
10	Urticaria + Angiodema
11	Collagen Vascular disease
12	Nutritional dermatosis
13	Systemic diseases of the skin



Postgraduates' syllabus given by Maharashtra University of Health Science, Nashik.

It is completed in following manner:

1. Post graduate students' departmental weekly academic activity:

Day/ Time	8:30 am to 03:00pm	03:00pm to 05:00pm
Monday	Ward round (resident) + General OPD + Leprosy clinic + Dermatological procedure + ward round with consultant	Journal Club
Tuesday	Ward round (resident) + General OPD + 1 st & 3 rd Vitiligo, 2 nd & 4 th Pigmentary disorder clinic + Dermatological procedure	Grand Round
Wednesday	Ward round (resident) + General OPD + STD & HIV clinic + Dermatological procedure + ward round with consultant	Case presentation/ Tutorial
Thursday	Ward round (resident) + General OPD + 1 st & 3 rd Autoimmune disorder, 2 nd & 4 th Immunobullos disorder + Dermatological procedure + ward round with consultant	Seminar Group Discussion
Friday	Ward round (resident) + General OPD + Psoriasis clinic + Dermatological procedure + ward round with consultant	Theory Class Guest Lecture (Once in three month)
Saturday	Ward round (resident) + General OPD + Dermatological procedure + ward round with consultant	----

2. Specialty clinics:

Day	Speciality clinic	In-Charge
Monday	Leprosy	Dr. Khadamkar K. S.
Tuesday	1 st & 3 rd Vitiligo	Dr. Mrs. Gadekar M. N.
	2 nd & 4 th Pigmentary disorder	Dr. Ms. Dhonde A. B.
Wednesday	STD & HIV	Dr. Indurkar V. A.
Thursday	1 st & 3 rd Autoimmune disorder	Dr. Mrs. Gadekar M. N.
	2 nd & 4 th Immunobullos disorder	Dr. Ms. Dhonde A. B.
Friday	Psoriasis	Dr. Indurkar V. A.

3. Tentative training schedule of three-year PG course:

Sr. No.	Particulars	Duration
1	OPD/ IPD work/ Exam period	18 months
2	Speciality clinics	02 months each (14 months)
3	Procedure	02 months
4	Allied posting	02 months

4. Every third Saturday of month visit to Urban Health Training Center:



RESULT AND ACHIEVEMENTS OF PG STUDENTS

RESULT

Sr. No.	Name of the Student	Course	Result	Year
1	Dr. Supriya Vikhe	MD - DVL	72%	2015
2	Dr. Vijeth P.	MD - DVL	52.37%	2019
3	Dr. Nilesh Rafaliya	MD - DVL	62.62%	2018
4	Dr. Jigisha Marwale	MD - DVL	62.87%	2019
5	Dr. Nausheen Syed	MD - DVL	71.62%	2020
6	Dr. Ashutosh Chate	MD - DVL	55.75	2021

ACHIEVEMENTS

- 1) **Dr. Supriya Vikhe Patil** received MUHS, Nashik Vice Chancellor Certificate in MD-DVL examination 2015.
- 2) **Dr. Nausheen Syed** has received First prize in oral paper presentation at 8th Annual Research Conference organized by MIMER Medical College & Hospital, Talegaon Dabhade, Pune on 21st December 2019.



PG Examination

DISSERTATION TOPICS OF POST GRADUATE STUDENTS

Sr. No.	Research Topic	Researchers Name	Status	Funding
1	Study of Prevalence of Oral Lesions In & Around Ahmednagar District	Dr. Supriya Vikhe	Completed	Nil
2	Study of Cutaneous Manifestations of Diabetes Mellitus	Dr. Vijeth P	Completed	Nil
3	A Clinical Profile Study of Dermatoses In Obese Patients	Dr. Nilesh J. Rafaliya	Completed	Nil
4	Study of Prevalence of Cardiovascular Risk Factors In Psoriasis	Dr. Jigisha A. Marwale	Completed	Nil
5	Study of Depression in Patients of Acne Vulgaris	Dr. Nausheen N. Syed	Completed	Nil
6	A Clinico-Epidemiological & Mycological Study of Dermatophytic Infections In Ahmednagar District	Dr. Ashutosh B. Chate	Completed	Nil
7	A Descriptive Cross-Sectional Study of Clinico-Epidemiological Profile of Cutaneous Manifestations In Geriatric Age Group In Tertiary Care Centre	Dr. Aishwarya B. Kitture	Completed	Nil
8	Clinico-Epidemiological Study of Non-Venereal Genital Lesions at Tertiary Care Centre- A Cross Sectional Study	Dr. Anamika G. Wagh	On going	Nil

BOOK/ CHAPTERS CONTRIBUTED BY STAFF

1) Research Compendium - Book – Dr. Sunil Natha Mhaske, (Editor-in-Chief), Dr. Sandeep S. Kadu (Associate Editor-in-Chief) & **Dr. Vishal A. Indurkar** (Associate Editor-in-Chief) – ISBN No. 978-93-5406-954-3.

2) Research Guide –Two Chapters authored - **Dr. Vishal A. Indurkar** – ISBN No. 978-81-8406-042-3.



DEPARTMENTAL PUBLICATIONS

Sr. No.	Name of Article	Authors	Name of Journal ISSN No.	Publication Details		
				Year/ Month	Vol/ Issue	Pg No.
1	Lichen scrofulosorum: A Case Report	Vikhe SR, Gosavi RM, Patil Nishad, Mhaske SN	VIMS Health Science Journal 2454-1982 (e) 2348-523X (p)	2014 Dec.	1/4	175-77
2	Drug Induced Hypersensitivity Syndrome	Kalal C, Rajbhoj A, Aggarwal C, Indurkar VA, Ghanekar MA	The Indian Practitioner 0019-6169	2015 Sept.	68	46-47
3	Morphea: A Case of Ignorance	Rafaliya N. J., Indurkar V. A., Vikhe S. R., Gosavi R. M., Vijeth P.	VIMS Health Science Journal 2454-1982 (e) 2348-523X (p)	2016 Mar.	3/1	23-24
4	Study of Oral Lesions in Patients Visiting Dermatology OPD: A Cross Sectional Study	Vikhe S. R., Indurkar V. A., Rafaliya N. J., Gosavi R.M.	VIMS Health Science Journal 2454-1982 (e) 2348-523X (p)	2016 June	3/2	41-46
5	Quality of Life in Patients of Acne Vulgaris	Morgaonkar M, Kulkarni DV, Mhaske SN, Misal GB	VIMS Health Science Journal 2454-1982 (e) 2348-523X (p)	2016 Dec.	3/4	139-143
6	Brauer-Buschke-Fisher Syndrome-A Case Report	Rafaliya NJ, Marwale JM, Indurkar Vishal A, Gosavi RM	VIMS Health Science Journal 2454-1982 (e) 2348-523X (p)	2016 Dec.	3/4	167-170
7	Comparison of Q-switched Nd:YAG laser alone versus its combination with ultrapulse CO2 laser for the treatment of black tattoo.	Vanarase Mithila U, Gautam RK, Arora P, Bajaj S, Meena N, Khurana A	J Cosmetic & Laser Therapy 1476-4180 (e) 1476-4172 (p)	2017 Apr.	19/5	259-265
8	A Retrospective Study of Clinical Profile of New Cases of Leprosy in Patients	Rafaliya N. J., Indurkar Vishal A, Marwale J M., Gosavi R. M.,	VIMS Health Science Journal 2454-1982 (e) 2348-523X (p)	2017 June	4/2	81-84

	Visiting Medical College & Hospital, Ahmednagar	Vanarase Mithila U, Syed Nausheen N.				
9	Microteaching – A Tool Used To Improve Teaching Skills & Teaching Behavior In Post Graduate Students	Indurkar Vishal A, Emekar Supriya M, Rafaliya N J, Bharaswadkar Manik S, Gosavi R M.	Int. J Clinical & Biomedical Research 2395-0471 (e) 2521-0394 (p)	2017 Oct.	3/4	18-21
10	Quality of Life in Patients of Melasma; A Cross Sectional study	Morgaonkar M, Gupta S, Vijay A, Jain SK	Pigment International 2349-5782 (e) 2349-5847 (p)	2017 Dec.	4/1	39-44
11	Keratoacanthomatous Tattoo Reaction	Nausheen Syed, Vishal Indurkar, Ramesh Gosavi, Mithila Gadekar, Jigisha Marwale, Sainath Revanwar, Ashutosh Chate	VIMS Health Science Journal 2454-1982 (e) 2348-523X (p)	2018 June	5/2	86-88
12	Growing Menace of Topical Corticosteroids Misuse	Jigisha Marwale, Vishal Indurkar, Mithila Gadekar, Nausheen Syed, Ramesh Gosavi	VIMS Health Science Journal 2454-1982 (e) 2348-523X (p)	2018 June	5/2	93-95
13	Albinism in India: Social Stigma & Undertreated Entity- A Review	Mithila Vanarase Ninad Gadekar	Jr of Medical Science & Clinical Research 2347-176X (e) 2455-0450 (p)	2018 June	6/6	451-454
14	ACD presenting as cellulitis an unusual presentation secondary to marking nut application: A Case Report	Dr. Mithila Vanarase Dr. Gadekar Jayant	Int. J of Science & Research 2319-7064	2019 April	8/4	1321-1323
15	Papuloerythroderma of Ofuji – A Case	Ashutosh Chate, Vishal Indurkar,	VIMS Health Science Journal	2019 June	6/2	52-54

	Report	Ramesh Gosavi, Nausheen Syed, Aishwarya Kitture	2454-1982 (e) 2348-523X (p)			
16	Comparison of Cryotherapy Vs Intralesional MMR Vaccine Vs their combination therapy in Indian patients with cutaneous wart: a Single centre prospective observational study	Vanarase Mithila U.	Int. J of Research in Dermatology 2455-4529	2019 Oct- Dec	5/4	1-7
17	Drug utilization pattern for skin Diseases in Dermatology OPD at Tertiary Care Hospital, of Western Maharashtra	Kiran P. Vakade Vishal A. Indurkar, Aayush H. Chordia	Int. J Clin. Biomedical Research 2395-0471 (e) 2521-0394 (p)	2019 Oct	5/3	16-19
18	A Study of Psychiatric Morbidity in Patients of Psoriasis	Prasad K. Tagad Vishal A. Indurkar Pritish K. Raut	Medpulse- International Jr of Psychology 2636 - 459X (e) 2579-0919 (p)	2019 Dec	12/3	67-72
19	Study of clinical profile associated with obesity amongst dermatology patients in a tertiary care centre	Nausheen Syed, Supriya R. Vikhe, Nilesh Rafaliya, Ramesh Gosavi	VIMS Health Science Journal 2454-1982 (e) 2348-523X (p)	2020 Dec	7/4	97-103
20	A Cross sectional study to evaluate cut. manifestations in diabetic patients and their correlation with sugar control at tertiary care centre in Western Maharashtra	Ashutosh Chate, Amrut Swami, Sakshi Rane, Ramesh Gosavi	VIMS Health Science Journal 2454-1982 (e) 2348-523X (p)	2021 Sep	8/3	104-108

21	Dermoscopic features of uncomplicated tinea versus steroid modified tinea: An observational study in Indian patients	Mithila Gadekar, Nausheen Syed, Ashutosh Chate, Sushrut Save	Journal of General Procedural Dermatology & Venereology Indonesia 2460-7991 (e)	2021 Dec.	5/3	135-141
22	Pachydermoperiostosis: A rare case report	Mithila Gadekar, Aishwarya Kitture, Anamika Wagh, Ramesh Gosavi	VIMS Health Science Journal 2454-1982 (e) 2348-523X (p)	2021 Dec.	8/4	156-158
23	A Retrospective Study of STIs among Rural Population of Western Maharashtra	Aishwarya Kitture, Vishal Indurkar, Anamika Wagh, Ramesh Gosavi	Walawalkar Int. Medical Journal 2395-0684 (e) 2349-2910 (p)	2021 Dec.	8/2	76-79



Teachers Day Celebration



World Leprosy Day Celebration at Kushtadham

**PAPERS & POSTER PRESENTED BY PG STUDENTS AT STATE/
NATIONAL LEVEL**

Sr. No.	Title of Paper/ Poster	Presented By	Paper/ Poster	Name of Conference Place	Local/ State/ National/ International	Year
1	Pseudoxanthoma Elasticum	Dr. Supriya R. Vikhe	Poster	Dermacon- 15 Mangalore	National	2015
2	Study of Oral Lesions In Patients Visiting A Dermatology OPD	Dr. Nilesh J Rafaliya	Paper	Inventum- 16 Loni, A'nagar	National	2016
3	Morphea: A Case of Ignorance	Dr. Nilesh J Rafaliya	Poster	Inventum- 16 Loni, A'nagar	National	2016
4	Tenosynovitis: A Presenting Feature of Leprosy	Dr. Jigisha A. Marwale	Poster	Cuticon- 16 Mumbai	State	2016
5	Brauer-Buschke-Fisher Syndrome: A Case Report	Dr. Jigisha A. Marwale	Poster	Cuticon- 16 Mumbai	State	2016
6	Rarity of Geriatric Onset Darier's disease	Dr. Jigisha Marwale	E-poster	Cuticon- 18 Nagpur	State	2018
7	Syringocystadenoma papilliferum of Vulva: a Case reprot	Dr. Nausheen Syed	E-poster	Cuticon- 18 Nagpur	State	2018
8	Rarity of Geriatric Onset Darier's disease	Dr. Jigisha Marwale	E-poster	Dermacon- 19 Bengaluru	National + International	2019
9	Topical Corticosteroids Misuse Menace	Dr. Jigisha Marwale	Paper	Avishkar-19 Nashik	State	2019
10	Use of Autologous Platelet Rich Fibrin Matrix for non-healing Trophic ulcer in patients with Hansen's disease	Dr. Nausheen Syed	Paper	Avishkar-19 Nashik	State	2019
11	PRFM in trophic ulcer a cost-effective modality	Dr. Nausheen Syed	Paper	8 th Annual Research Society Conf. Talegaon, Pune	State	2019
12	Study of Depression in patients of Acne vulgaris	Dr. Aishwarya Kitture	Paper	Ignite-2020 Online	State	2020
13	Pustular Psoriasis Masquerading as LL	Dr. Aishwarya Kitture	E-poster	Cuticon- 2020 Online	State	2020
14	Pustular Psoriasis Masquerading as LL	Dr. Aishwarya Kitture	E-poster	e-Dermacon- 2021 Online	National	2021
15	Papuloerythroderma of	Dr. Ashutosh	E-	e-Dermacon-	National	2021

	Ofuji-A rare case report	Chate	poster	2021 Online		
16	Localised Sweet Syndrome A rare case report	Dr. Anamika Wagh	E-poster	e-Cuticon TN-2020 Online	National	2021
17	A Retrospective analysis of newly diagnosed cases of Hansens disease at a tertiary care center catering to rural population of Western Maharashtra with special emphasis of the patient	Dr. Anamika Wagh	Paper	e-Cuticon MH-2021 Online	State	2021-22
18	Sarcoidal granulomatous reaction to Mycobacterium w- A rare case report	Dr. Aishwarya Kitture	E-poster	e-Dermacon 2022 online	National	2022

The image shows a Zoom meeting interface. The main content is a slide with a blue background and yellow text. The slide title is "Aetiopathogenesis & Diagnosis of Nerve Damage in Leprosy". Below the title, it identifies the speaker as "Dr. Rajendra Shinde, Professor, Department of Dermatology, Mimer Medical College Talegaon Pune". The Zoom window includes a top bar with participant names (Vishal Indurkar..., Dr. Dipati thakur, Dr. Snehal Nava..., anamika wagh), a recording indicator, and a participant list on the right. The system tray at the bottom shows the date and time as 6/22/2021, 3:13 PM, and weather as 31°C Light rain.

Online Guest Lecture

**PAPERS & CLINICAL CASES PRESENTED BY PG STUDENTS AT
COLLEGE LEVEL**

Sr. No.	Title of Paper/ Case presentation	Paper/ Case presentation	Name of PG Student	Date
1	Pemphigus	Paper	Dr. Nilesh Rafaliya	18/02/2016
2	Tenosynovitis as presenting feature of leprosy	Case	Dr. Jigisha A. Marwale	19/10/2016
3	Protean Face of Leprosy	Case	Dr. Jigisha A. Marwale	19/01/2017
4	PRP a new therapeutic modality in AGA	Paper	Dr. Jigisha A. Marwale	18/05/2017
5	Case report-Darier's disease diagnostic dilemma	Case	Dr. Jigisha A. Marwale	23/08/2018
6	Retrospective study of clinical profile of new cases of leprosy in patients visiting medical college, Ahmednagar	Paper	Dr. Nausheen Syed	07/12/2018
7	Papuloerythroderma of Ofuji	Case	Dr. Ashutosh Chate	23/09/2019
8	Localised Sweet Syndrome	Case	Dr. Anamika Wagh	24/09/2021

CME / GUEST LECTURES CONDUCTED BY DEPARTMENT

Sr. No.	Guest lecture/ CME	Date
1	CME- Awareness of Skin Care	15/02/2019
2	Guest lecture- Topic- Introduction to Dermatopathology By- Dr. Ashish Deshmukh, Prof & Head, Dermatology, MGM Medical College & Hospital, Aurangabad	28/01/2020
3	Guest lecture- Topic- Dermatosurgery By- Dr. Amit Kelkar, Associate Professor, Dermatology, Bharti Vidyapeeth's Medical College & Hospital, Pune	05/02/2020
4	Online Guest lecture- Topic- Interpretation of blood indices pertaining to dermatology By- Dr. Balkrishna Nikam, Associate Professor, Dept. of Dermatology, KIMS, Karad Link- https://us04web.zoom.us/j/3765153999?pwd=SHY1RnpSNlpGR0RSQklucmx6TGc3QT09 Meeting ID: 376 515 3999 Passcode: 8jE1NU	05/11/2020
5	Online Guest lecture- Topic- Etiopathogenesis and Nerve damage in Leprosy By- Dr. Rajendra Shinde, Prof. & Head, MIMER Medical College, Talegaon, Pune Link- https://us02web.zoom.us/j/83800107229?pwd=M1ZlWU1Oc1AzTVNSlJMz0l0eStXUT09 Meeting ID: 838 0010 7229 Passcode: 344075	22/06/2021
6	Online Guest lecture- Topic- Paediatric Dermatology in Clinical Practice	17/08/2021

	<p>By- Dr. Anil Gosavi, Associate Professor, Dept. of Dermatology, B J Medical College, Pune</p> <p>Link- https://us02web.zoom.us/j/87406311180?pwd=UTRtazVRMjU5VHV1ZTlPYmE0Q2JqQT09</p> <p>Meeting ID: 87406311180</p> <p>Passcode: 472143</p>	
7	<p>Online Guest lecture-</p> <p>Topic- Management of Lerp reactions</p> <p>By- Dr. Meghana Phiske, Associate Professor, Dept. of Dermatology, MGM Medical College Kamothe, Navi Mumbai</p> <p>Link- https://us02web.zoom.us/j/83098742539?pwd=M3REbmpKOURoeWdFUGlxcWZiczVRQT09</p> <p>Meeting ID: 830 9874 2539</p> <p>Passcode: 851013</p>	21/12/21



Dasara Shastra Poojan

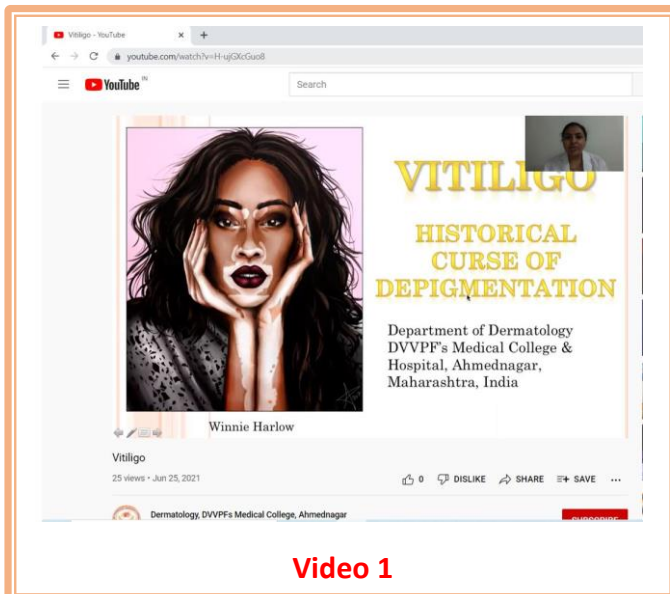
DEPARTMENT YouTube CHANNEL

Channel Name: DERMATOLOGY, DVVPF'S MEDICAL COLLEGE, AHMEDNAGAR

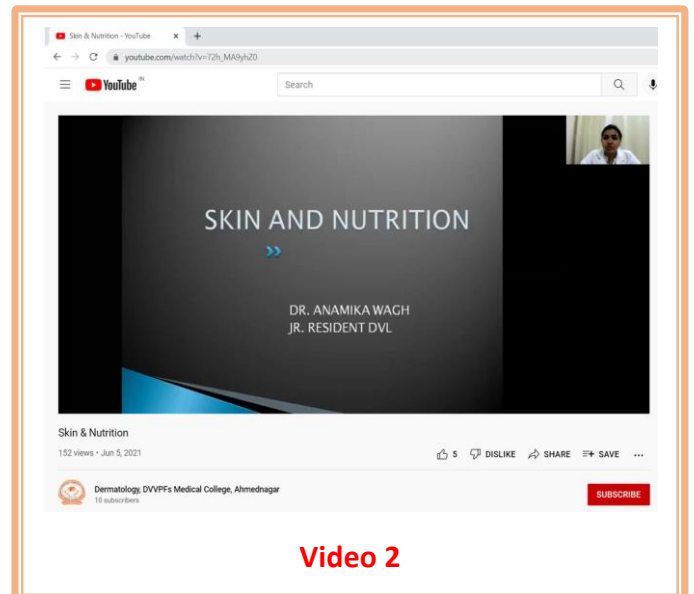
Channel Link: <http://www.youtube.com/channel/UCnVDx1TBGzrwrl8bkWVAUnQ>

Videos link

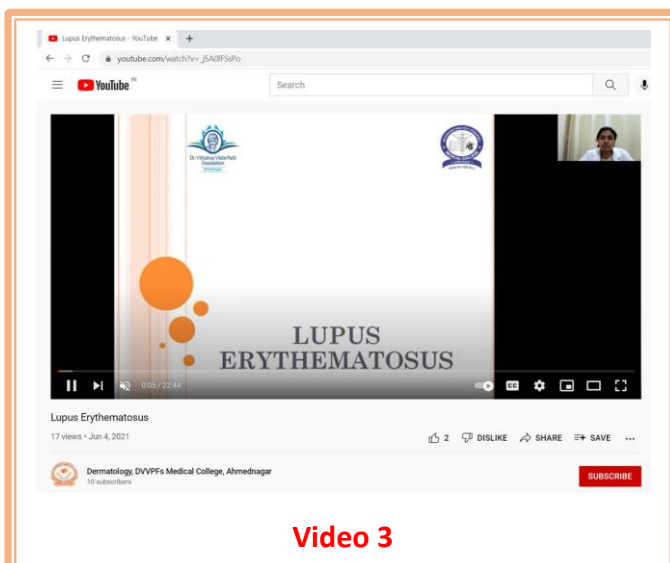
- 1) <https://www.youtube.com/watch?v=H-ujGXcGuo8>
- 2) https://www.youtube.com/watch?v=72h_MAY9yhZ0
- 3) https://www.youtube.com/watch?v=_jSA0IFSSPo
- 4) https://youtu.be/tMJbMb-M_OY




Video 1



Video 2



Video 3



Video 4

DEPARTMENTAL STAFF APPOINTMENTS AT COLLEGE LEVEL

Sr. No.	Name of the Staff	Appointment
1	Dr. Vishal A. Indurkar	Associate Editor in Chief of VIMS Health Science Journal
		Member of Medical Education Unit
		Member of Curriculum committee
		Treasurer of Research Cell
		Rector of Boys Hostel no. 2
		College Mess Committee member



Snehalaya Visit



Snehalaya Visit

OUTREACH/ SOCIAL ACTIVITIES

Sr. No.	Institution visited	Place	Date
1	Iqra Public school	Aurangabad	13/12/2016
2	Snehalaya	Ahmednagar	22/01/2017
3	Matoshree Vrudhashram	Ahmednagar	11/09/2018 13/10/2018
4	Snehalaya	Ahmednagar	01/12/2019
5	Jankibai Apte Muk Badir Vidyalaya	Ahmednagar	03/12/2021
6	Kushtadham visit	Ahmednagar	20/12/2021 30/01/2022
7	Urban Health Training Center	Ahmednagar	Every 3 rd Saturday



Kushtadham Visit



Kushtadham Visit

DEPARTMENTAL STANDARD OPERATING PROCEDURES (SOPs)

OPD VISIT:

- 1) Patient has to visit main OPD registration counters for OPD paper with unique registration number.
- 2) OPD Timing 09:00 AM to 03:00PM (Lunch time-01:00PM to 02:00PM)
- 3) Patient has to choose the counters according to their visit as first or follow up visit.
- 4) At registration counter patient has to furnish their personal details such as name/ age/ sex/ place/ mobile number & AADHAR card number along with the OPD he has come to visit.
- 5) After furnishing details patient get unique OPD registration number printed on their OPD paper.
- 6) Then patient goes to concerned OPD for consultation or instructed to visit particular OPD number such as:

OPD Number	Department Name	OPD Number	Department Name
101	Orthopaedic	113	Surgery
102	Physiotherapy OPD	114	Psychiatry
104	Dental	116	Ear Nose Throat
105	Ophthalmology	118	Medical social worker
106	Dermatology	119	Billing
108	Prosthesis Dept.	121	Laboratory
110	Medicine	126-128	Radiology
111	OBGY	129	Casualty
112	Paediatrics	130	Pharmacy

- 7) On arrival to particular OPD, patient has to visit OPD reception desk where OPD Nursing staff enter patients' details in OPD register & request them to wait for their turn in front of general consulting room or speciality clinic room as per day.

8) On entering general consulting room patient first attended by junior resident for detailed history taking, which is monitored by senior resident & Assistant/ Associate professor.

9) On entering speciality clinic consulting room patient first attended by junior resident which is monitored by senior resident & faculty in-charge of that particular speciality clinic.

Day	Speciality clinic	In-Charge
Monday	Leprosy	Dr. Khadamkar K. S.
Tuesday	1 st & 3 rd Vitiligo	Dr. Indurkar Vishal
	2 nd & 4 th Pigmentary disorder	Dr. Mrs. Gadekar Mithila
Wednesday	STD & HIV	Dr. Indurkar Vishal
Thursday	1 st & 3 rd Autoimmune disorder	Dr. Khadamkar K. S.
	2 nd & 4 th Immunobullous disorder	Dr. Mrs. Gadekar Mithila
Friday	Psoriasis	Dr. Indurkar Vishal

10) For rare & interesting case seniors (associate professor & HOD) will be consulted to decide further management.

11) After consultation patient is explained (in local/ Hindi language) about their clinical diagnosis, treatment plan & advised any kind of investigation/ procedure/ admission if needed, if not needed patient ask follow up visit according to their clinical condition (usually from 1 week to 2 week).

12) While leaving OPD patient is requested to fill the feedback form as quality check indicator (implemented recently attached)

13) If any investigation advised patient has to go for it, after getting reports show it to the treating doctor/ consultant on the same day or next day.

14) If any procedure is planned patient is asked to bring required investigations (serology), and after reports are normal or negative, then patient will be taken for dermatological procedures after signing the consent form and paying nominal charges for the given procedure at billing section.

15) If admission needed patient has to wait till IPD paper gets ready with unique IPD registration number, then patient is sent to Dermatology ward after filling IPD file & necessary investigation forms with OPD attendant.

16) During admission process Informed consent from patient & their relatives is taken mentioning patient's clinical condition & also explained SOS need of Intensive Care Unit service (ICU) as ICU is paid service.

17) Referral to other OPDs of hospital for alignment other than DVL condition, by properly mentioning the need of consultation on OPD paper and it is free of charge.

18) For every consultation patient has to visit main OPD registration counter to get stamp of that particular OPD, and then he can visit their desired OPD.

19) If condition needs referral to higher centre patient is counselled accordingly.

20) All Diagnosed leprosy patient is referred to Civil Hospital for information and management, and monthly leprosy patient data is sent to District Leprosy Officer.

21) All HIV diagnosed patient also referred to Civil Hospital for information and management.

IPD STAY:

1) IPD Reception desk

2) Nursing staff at desk enter details of patient in IPD register.

3) Take all filled investigation forms from patient to necessary action.

4) Take informed consent from patient and their relatives regarding their behaviour during IPD stay & to follow rules laid down by the institute.

5) Then allot bed to patient.

6) Stable IPD patient visited twice a day by consultant along with residents and as needed in emergency cases.

7) After daily round patients' relatives is informed about patient's condition and also informed to seniors of department.

- 8) Grand round taken by whole department on every Tuesday.
- 9) In IPD patient gets breakfast, Lunch & Dinner as per their advised diet plan.
- 10) In IPD patient's routine blood investigations like Hemoglobin/ Complete Blood Count/ Liver Function Test/ Renal Function Test/ Blood Sugar Level/ Serology/ Chest X-ray/ USG – abdomen & Pelvis get done free of charge, but for special investigations if any need patient has to pay required charges to billing section.
- 11) All in hospital referrals of IPD patients are free of charge.
- 12) At the time of discharge patient is given discharge card, where patient's diagnosis, history, all IPD management, advised on discharge and follow up visit date is written.

EMERGENCY VISIT:

- 1) At casualty
- 2) It is 24-hour service
- 3) In casualty patients are attended first by Casualty Medical Officer (CMO).
- 4) After primary enquiry/ evaluation/ stabilisation of patient at casualty, patients are then informed to speciality doctors.
- 5) Dermatology on call Junior & Senior resident doctors attend & evaluate the patient and then inform to on call consultant doctor about patient's condition.
- 6) After consultation with on call consultant doctor, and the decision of to manage the patient on OPD basis or in IPD is finalised.

UNDER GRADUATE & POST GRADUATE TEACHING:

Undergraduates' theory classes started in III-year, total teaching hours for theory class are 30 hours. Clinics started in II year (10 days) & III year (12 days). Teaching Competency Based Syllabus as laid down by NMC, New Delhi/ Maharashtra University of Health Science, Nashik.

Sr. No.	Topic name
1	Acne
2	Vitiligo
3	Papulosquamous disorder, Lichen planus
4	Scabies, Pediculosis
5	Fungal, Viral, infection, Pyoderma
6	Leprosy
7	HIV/ STD
8	Dermatitis & Eczema
9	Vesicobullous disorder
10	Urticaria + Angiodema
11	Collagen Vascular disease
12	Nutritional dermatosis
13	Systemic diseases of the skin



Jankibai Apte Muk Badir Vidyalay Visit

Postgraduates' syllabus given by Maharashtra University of Health Science, Nashik.

It is completed in following manner:

1. Post graduate students' departmental weekly academic activity:

Day/ Time	8:30 am to 03:00pm	03:00pm to 05:00pm
Monday	Ward round (resident) + General OPD + Leprosy clinic + Dermatological procedure + ward round with consultant	Journal Club
Tuesday	Ward round (resident) + General OPD + 1 st & 3 rd Vitiligo, 2 nd & 4 th Pigmentary disorder clinic + Dermatological procedure	Grand Round
Wednesday	Ward round (resident) + General OPD + STD & HIV clinic + Dermatological procedure + ward round with consultant	Case presentation/ Tutorial
Thursday	Ward round (resident) + General OPD + 1 st & 3 rd Autoimmune disorder, 2 nd & 4 th Immunobullos disorder + Dermatological procedure + ward round with consultant	Seminar Group Discussion
Friday	Ward round (resident) + General OPD + Psoriasis clinic + Dermatological procedure + ward round with consultant	Theory Class Guest Lecture (Once in three month)
Saturday	Ward round (resident) + General OPD + Dermatological procedure + ward round with consultant	----

2. Specialty clinics:

Day	Speciality clinic	In-Charge
Monday	Leprosy	Dr. Khadamkar K. S.
Tuesday	1 st & 3 rd Vitiligo	Dr. Mrs. Gadekar M. N.
	2 nd & 4 th Pigmentary disorder	Dr. Ms. Dhonde A. B.
Wednesday	STD & HIV	Dr. Indurkar V. A.
Thursday	1 st & 3 rd Autoimmune disorder	Dr. Mrs. Gadekar M. N.
	2 nd & 4 th Immunobullos disorder	Dr. Ms. Dhonde A. B.
Friday	Psoriasis	Dr. Indurkar V. A.

3. Tentative training schedule of three-year PG course:

Sr. No.	Particulars	Duration
1	OPD/ IPD work/ Exam period	18 months
2	Speciality clinics	02 months each (14 months)
3	Procedure	02 months
4	Allied posting	02 months

4. Every third Saturday of month visit to Urban Health Training Center :



Matoshree Vrudhashram Visit

GOVERING BODIES:

- 1) Medical Council of India/ National Medical Council, New Delhi
- 2) Maharashtra University of Health Science, Nashik
- 3) Maharashtra Medical Council, Mumbai
- 4) Directorate of Medical Education & Regulation
- 5) Dr. Vithalrao Vikhe Patil Foundation Management

VARIOUS Acts/ Rules & Laws:

- 1) Code of Medical Ethics 2002
- 2) Consumer Protection Act 1986
- 3) Biomedical Waste Rules 1998 under Environ Protection Act 1986
- 4) Medical Termination of Pregnancy Act 2003
- 5) Prenatal Diagnostic Techniques Act 1994
- 6) Drugs & Cosmetics Act 1940.



PG student receiving participation certificate in college monthly clinical meet

DUTIES OF TEACHING STAFF:

1) Professor & Head:

- He/ She is the senior-most faculty member in a department in hierarchy.
- To abide by the various rules/ acts and laws related to medical education as laid down by governing/ local bodies from time to time.
- Professor & Head reports to Dean/ Management for any assistance.
- His/ Her duties include providing patient care, teaching to the undergraduates/ postgraduates and the research work.
- Being head of department, he should ensure adequate provision of health care services by the staff working under them and look after the day-to-day administrative work of their department/unit.
- Further, he/ she should also perform administrative duties as assigned by Dean/ Management/ University from time to time.
- Head should look after harmony in departmental staff, discipline, regularity & punctuality in order to meet the vision & mission of the institution.
- He/ She should promote his postgraduate student to attend conferences/ academic activities & participate in research projects not only in house but also outside hospital too.

2) Associate Professor:

- Associate Professor is second in rank in hierarchy in the department.
- To abide by the various rules/ acts and laws related to medical education as laid down by governing/ local bodies from time to time.
- He/ She reports to Unit head or Head of the department for any assistance.
- His/ Her duties include providing patient care, teaching to the undergraduates/ postgraduates and the research work.
- Further, he should also perform administrative duties as assigned by Dean/ Management/ University/ Head of department from time to time.

- He/ She should work in harmony with other departmental staff to maintain the integrity of department.
- In absence of Head, he should work as head of department.
- While proceeding on leave of any kind or vacation after making a locum arrangement of permission form head of department.
- He/ She should be readily available for duties on his emergency days.
- Evaluation of progress of post graduate students, and ensure regularity, punctuality/ discipline amongst post graduate students under him/her.
- Imbibe work culture, good bedside manners, and cordial interpersonal relations amongst post graduate students.
- He/ She should promote his postgraduate student to attend conferences/ academic activities & participate in research projects not only in house but also outside hospital too.

3) Assistant Professor:

- Assistant Professor is the first entry into the hierarchy of faculty and ranks 3 in the hierarchy.
- To abide by the various rules/ acts and laws related to medical education as laid down by governing/ local bodies from time to time.
- He/ She reports to Unit head or Head of the department for any assistance.
- His/ Her duties include providing patient care, teaching to the undergraduates/ postgraduates and the research work.
- Further, he should also perform administrative duties as assigned by Dean/ Management/ University/ Head of department from time to time.
- He/ She should work in harmony with other departmental staff to maintain the integrity of department.
- While proceeding on leave of any kind or vacation after making a locum arrangement of permission form head of department.
- He/ She should be readily available for duties on his emergency days.

- Evaluation of progress of post graduate students, and ensure regularity, punctuality/ discipline amongst post graduate students under him/her.
- Imbibe work culture, good bedside manners, and cordial interpersonal relations amongst post graduate students.
- He/ She should promote his postgraduate student to attend conferences/ academic activities & participate in research projects not only in house but also outside hospital too.

4) Resident:

- To abide by the various rules/ acts and laws related to medical education as laid down by governing/ local bodies from time to time.
- He/ She reports to Assistant professor, Associate professor, Unit head or Head of the department for any assistance.
- His/ Her duties include providing patient care, teaching to the undergraduates/ his junior colleagues and actively involved in research work.
- Further, he should also perform additional duty/ responsibilities assigned by Dean/ Management/ University/ Head of department from time to time.
- He/ She should work in harmony/ discipline with other departmental staff to maintain the integrity of department.
- While proceeding on leave of any kind or vacation after making a locum arrangement of permission form head of department.
- He/ She should be readily available for duties on his emergency days.
- Resident shall work on their dissertation along with departmental activities under the guidance of assigned teacher.
- They shall attend all teaching activities religiously, maintain their log books accurately and obtain signatures of their teacher as and when the entries are made.
- In OPD they shall attend all patients, evaluate them properly and seek advice from teaching faculty for further action for the benefit of patient.

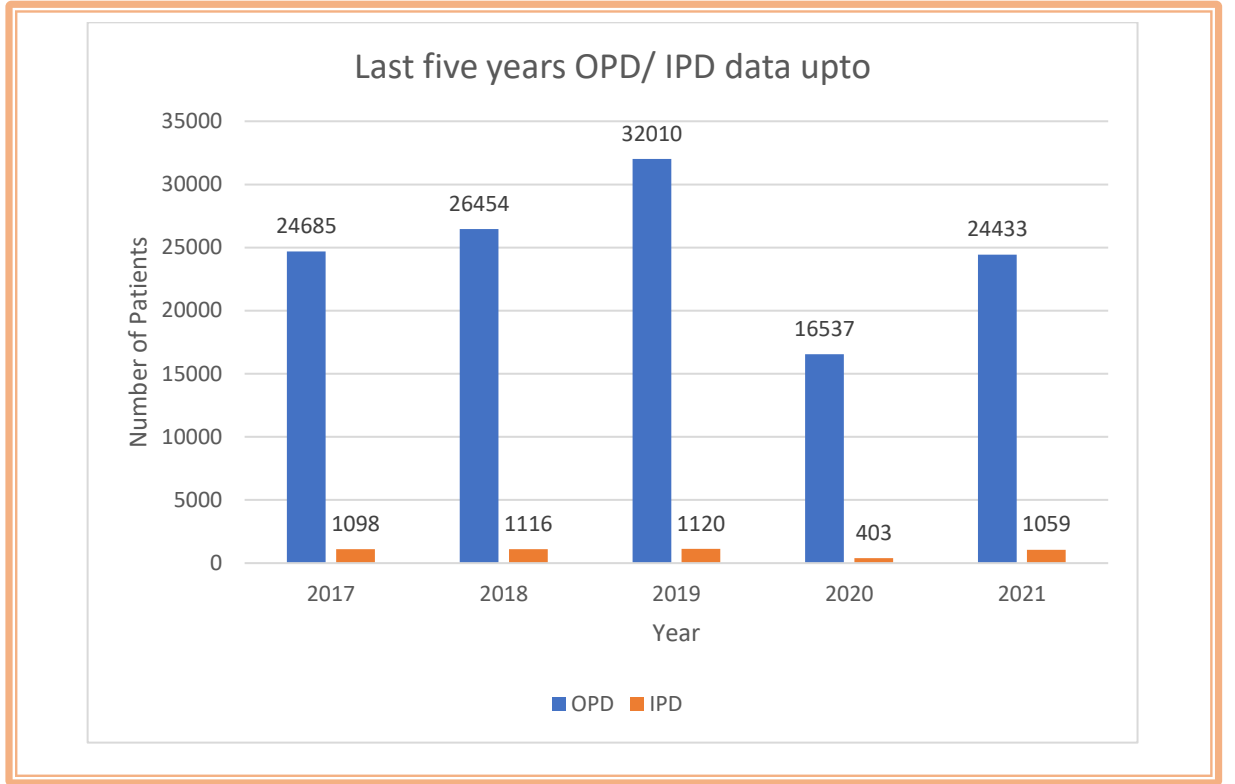
RECORDS:

1. OPD Register
2. All Speciality clinic record register
3. Minor procedure record book
4. Academic book
5. Phototherapy book & card
6. Inward-outward file/ Register
7. All Resident record files
8. Question paper file
9. Histopathology report file
10. MCI file
11. Museum detail file
12. Library record register & file
13. Leprosy & STD data file
14. Publication's file

FORMS:

1. Blood investigation forms
2. X-ray/ USG requisition form
3. Phototherapy card
4. Dermatosurgery form
5. Leprosy monthly data sending form

OPD/ IPD LAST FIVE-YEAR STATISTICS



काल Radio City 91.1 FM च्या ऑफिस मधील श्री गजाननाची आरती करण्यासाठी सहकुटुंब आमंत्रित केले होते. अतिशय आपुलकीने त्यांनी सर्व स्टाफची ओळख करून दिली व सर्व स्टुडियो दाखवला. त्याच सोबत एक सोशल मेसेज देखील रेकॉर्ड करवला. मी सप्रेम भेट दिलेले श्री गणपतीचे चित्र देखील त्यांच्या ऑफिसमध्ये लावले रेडियो सिटी 91.1 च्या स्टाफचे, श्री धनेश व RJ Prasanna यांचे मनःपूर्वक आभार

See Translation

On Radiocity 91.1 FM for social message

PATIENTS TESTIMONIALS



DVPMH/MRD/06

डॉ. विठ्ठलराव विखे पाटील फाऊंडेशन

डॉ. विखे पाटील मेमोरियल हॉस्पिटल, अहमदनगर

विळद घाट, अहमदनगर ☎ : (०२४१) २७७८०४२, २७७७०५९.

पेशंटचे नाव : रेणुका अर्जुन कातोरे
विभाग / वॉर्ड : _____ ओ.पी.डी. नंबर : _____ दिनांक : १०/०८/२०२०

प्रति,
अॅडमिनिस्ट्रेटिव्ह ऑफिसर,
डॉ. विखे पाटील मेमोरियल हॉस्पिटल,
अहमदनगर.

अभिप्राय लिहून देणाऱ्याचे नांव : हिरा अर्जुन कातोरे
पत्ता : नागापूर, बोल्हेगाव फाटा, कातोरे वस्ती, अ.नगर.
फोन नं./ मोबाईल : ८७६६४५६००२

आपला अभिप्राय या स्वरूपात द्यावा.

	समाधान कारक आहे	मध्यम स्वरूपाची वाटली	समाधान कारक नाही
रजिस्ट्रेशन काउंटरवरील कर्मचाऱ्यांची वागणूक व सेवा	<input checked="" type="checkbox"/>	<input type="checkbox"/>	<input type="checkbox"/>
रजिस्ट्रेशन काउंटरवर लागलेला वेळ.	(०-१० मि.) <input checked="" type="checkbox"/>	(१०-२० मि.) <input type="checkbox"/>	(२० मि. पेक्षा जास्त) <input type="checkbox"/>
वेटिंग रूम मध्ये लागलेला वेळ	(०-३० मि.) <input checked="" type="checkbox"/>	(३०-६० मि.) <input type="checkbox"/>	(१ तासा पेक्षा जास्त) <input type="checkbox"/>
हॉस्पिटलच्या डॉक्टरांची संभाषण आणि वागणूक	(०-१० मि.) <input checked="" type="checkbox"/>	(१०-२० मि.) <input checked="" type="checkbox"/>	(२० मि. पेक्षा जास्त) <input type="checkbox"/>
तपासणी आणि सल्ला यासाठी लागलेला वेळ	<input type="checkbox"/>	<input type="checkbox"/>	<input type="checkbox"/>
पॅथॉलॉजी लॅब, एक्स-रे आणि सोनोग्राफीची उपलब्धता.	<input type="checkbox"/>	<input type="checkbox"/>	<input type="checkbox"/>
फार्मसी, मेडिकल स्टोअरची तत्परता.	<input type="checkbox"/>	<input type="checkbox"/>	<input type="checkbox"/>
हॉस्पिटल मधील औषधांची उपलब्धता	<input type="checkbox"/>	<input type="checkbox"/>	<input type="checkbox"/>
बाह्यरुग्णविभाग आणि स्वच्छता गृह यांची स्वच्छता	<input checked="" type="checkbox"/>	<input type="checkbox"/>	<input type="checkbox"/>
हॉस्पिटल बदलची एकंदरीत प्रतिक्रिया	<input type="checkbox"/>	<input type="checkbox"/>	<input type="checkbox"/>

रुग्णांच्या अभिप्रायाकरिता : आम्हार इथ आल्या पासून रूप समाधानी आहोत
आम्ही कारपूर हिल्टमेट होतल्या अॅडमिनिस्ट्रेटिव्ह ऑफिसर आणि होमिओपॅथी पण फरक
पह पडला नाही ह्या फोटोथेरेपी ह्या हिल्टमेटने शुरुप फरक पडला
इथल्या सर्व डॉक्टर आणि कर्मचाऱ्यांचा आभार.

पी.आर.ओ./ नर्स इन्चार्ज / आर. एम. ओ. इन्चार्ज कृती : _____



डॉ. विठ्ठलराव विखे पाटील फाऊंडेशन

डॉ. विखे पाटील मेमोरियल हॉस्पिटल, अहमदनगर

विक्रम घाट, अहमदनगर ☎ : (०२४१) २७७८०४२, २७७७०५९.

पेशंटचे नाव : साधिका रेवणाबा कसपायते
विभाग / बॉर्ड : ८५२१ ओ.पी.डी. नंबर : १०६ दिनांक : २४-४-२०

प्रति,
अॅडमिनिस्ट्रेटिव्ह ऑफिसर,
डॉ. विखे पाटील मेमोरियल हॉस्पिटल,
अहमदनगर.

अभिप्राय लिहून देणाऱ्याचे नांव : सविता रेवणाबा पायते
पता : १५ वी उदरमळा ता. नगर डि - अहमदनगर
फोन नं./ मोबाईल : ९९२२०७७५७३

आपला अभिप्राय या स्वरूपात द्यावा.

	समाधान कारक आहे	मध्यम स्वरूपाची वाटली	समाधान कारक
रजिस्ट्रेशन काउंटरवरील कर्मचाऱ्यांची वागणूक व सेवा	<input checked="" type="checkbox"/>	<input type="checkbox"/>	<input type="checkbox"/>
रजिस्ट्रेशन काउंटरवर लागलेला वेळ.	(०-१० मि.) <input checked="" type="checkbox"/>	(१०-२० मि.) <input type="checkbox"/>	(२० मि. पेक्षा जास्त) <input type="checkbox"/>
वेटिंग रूम मध्ये लागलेला वेळ	(०-३० मि.) <input checked="" type="checkbox"/>	(३०-६० मि.) <input type="checkbox"/>	(१ तासा पेक्षा जास्त) <input type="checkbox"/>
हॉस्पिटलच्या डॉक्टरची संभाषण आणि वागणूक	<input checked="" type="checkbox"/>	<input type="checkbox"/>	<input type="checkbox"/>
तपासणी आणि सबा यासाठी लागलेला वेळ	(०-१० मि.) <input checked="" type="checkbox"/>	(१०-२० मि.) <input type="checkbox"/>	(२० मि. पेक्षा जास्त) <input type="checkbox"/>
पॅथॉलॉजी लॅब, एक्स-रे आणि सोनोग्राफीची उपलब्धता.	<input checked="" type="checkbox"/>	<input type="checkbox"/>	<input type="checkbox"/>
फार्मसी, मेडिकल स्टोअरची तत्परता.	<input checked="" type="checkbox"/>	<input type="checkbox"/>	<input type="checkbox"/>
हॉस्पिटल मधील औषधांची उपलब्धता	<input checked="" type="checkbox"/>	<input type="checkbox"/>	<input type="checkbox"/>
बाह्यरुग्णविभाग आणि स्वच्छता गृह यांची स्वच्छता	<input checked="" type="checkbox"/>	<input type="checkbox"/>	<input type="checkbox"/>
हॉस्पिटल बदलची एकंदरीत प्रतिक्रिया	<input checked="" type="checkbox"/>	<input type="checkbox"/>	<input type="checkbox"/>

रुग्णांच्या अभिप्रायाकरिता : सर्व खांगली वागणूक मिळाली व डॉक्टरांनी
हाताला सर्व काळजी घेई समजून सांगितले हाताला
डॉक्टर व स्टाफ चांगला आहे.

पी.आर.ओ./ नर्स इन्चार्ज / आर. एम. ओ. इन्चार्ज कृती : _____



DVPMH/MRD/06

डॉ. विठ्ठलराव विखे पाटील फाऊंडेशन

डॉ. विखे पाटील मेमोरियल हॉस्पिटल, अहमदनगर

विकट घाट, अहमदनगर ☎ : (०२४१) २७७८०४२, २७७७०५९.

पेशंटचे नाव : श्री विठ्ठल विमान दंगड
विभाग / बॉर्ड : ७०६ ओ.पी.डी. नंबर : दिनांक : २/१२/२०२०

प्रति,
अॅडमिनिस्ट्रेटिव्ह ऑफिसर,
डॉ. विखे पाटील मेमोरियल हॉस्पिटल,
अहमदनगर.

अभिप्राय लिहून देणाऱ्याचे नांव : श्री विठ्ठल विमान दंगड
पत्ता : को. ६६ गो. व. २३. न. १११५ - फोन नं./ मोबाईल : ९८९०९९३६०८

आपला अभिप्राय या स्वरूपात द्यावा.

	समाधान कारक आहे	मध्यम स्वरूपाची वाटली	समाधान कारक नाही
रजिस्ट्रेशन काउंटरवरील कर्मचाऱ्यांची वागणूक व सेवा	<input type="checkbox"/>	<input type="checkbox"/>	<input type="checkbox"/>
रजिस्ट्रेशन काउंटरवर लागलेला वेळ.	(०-१० मि.) <input checked="" type="checkbox"/>	(१०-२० मि.) <input type="checkbox"/>	(२० मि. पेक्षा जास्त) <input type="checkbox"/>
वेटिंग रूम मध्ये लागलेला वेळ	(०-३० मि.) <input checked="" type="checkbox"/>	(३०-६० मि.) <input type="checkbox"/>	(१ तासा पेक्षा जास्त) <input type="checkbox"/>
हॉस्पिटलच्या डॉक्टरची संभाषण आणि वागणूक	<input checked="" type="checkbox"/>	<input type="checkbox"/>	<input type="checkbox"/>
तपासणी आणि सला यासाठी लागलेला वेळ	(०-१० मि.) <input checked="" type="checkbox"/>	(१०-२० मि.) <input type="checkbox"/>	(२० मि. पेक्षा जास्त) <input type="checkbox"/>
पॅथॉलॉजी लॅब, एक्स-रे आणि सोनोग्राफीची उपलब्धता.	<input checked="" type="checkbox"/>	<input type="checkbox"/>	<input type="checkbox"/>
फार्मसी, मेडिकल स्टोअरची तत्परता.	<input type="checkbox"/>	<input type="checkbox"/>	<input type="checkbox"/>
हॉस्पिटल मधील औषधांची उपलब्धता	<input type="checkbox"/>	<input type="checkbox"/>	<input type="checkbox"/>
बाह्यस्वच्छता आणि स्वच्छता गृह यांची स्वच्छता	<input type="checkbox"/>	<input type="checkbox"/>	<input type="checkbox"/>
हॉस्पिटल बदलची एकंदरीत प्रतिक्रिया	<input type="checkbox"/>	<input type="checkbox"/>	<input type="checkbox"/>

रुग्णांच्या अभिप्रायाकरिता : हॉस्पिटल मध्ये कर्मचाऱ्यांच्या योग्य सुविधा उपलब्ध आहे.
व. डॉक्टर २२:५० आणि चांगल्या पध्दतीत प्रसंगीत
वागणाने त्यांचे डॉक्टरांच्या सवणीत रडोजी विषय.
मेडिकल वार्ड कार्ये चांगली वागणाने दिवडी आहे
[Signature]

पी.आर.ओ./ नर्स इन्चार्ज / आर. एम. ओ. इन्चार्ज कृती : _____



OVPMB/MRD/06
Dr. Vithalrao Vikhe Patil Foundation's

Dr. Vikhe Patil Memorial Hospital, Ahmednagar

Vilad Ghat, Ahmednagar. ☎ : (0241) 2778042, 2777059.

OPD FEEDBACK FORM

Patient Name : Preeti Ramlalan Singh

Department : SKIN OPD No.: 106 Date : 30/3/21

To,
Administrative Officer,
Dr. Vikhe Patil Memorial Hospital,
Ahmednagar

Name of Person completing Feedback form : Preeti Singh

Address : Plot no. 8, Navnagar, MIDC, Ahmednagar

Phone No./ Mob.: 8080794994

Kindly Tick your preference.

	Satisfactory	Average	Non Satisfactory
Attitude and communication of staff at the registration Counter	<input checked="" type="checkbox"/>	<input type="checkbox"/>	<input type="checkbox"/>
Time Spent at the registration counter	<input type="checkbox"/> (0-10 Mi.)	<input type="checkbox"/> (10-20 Mi.)	<input checked="" type="checkbox"/> (More than 20 Mi.)
Cleanliness of OPD and Toilets	<input checked="" type="checkbox"/>	<input type="checkbox"/>	<input type="checkbox"/>
Attitude and communication of the doctors	<input checked="" type="checkbox"/>	<input type="checkbox"/>	<input type="checkbox"/>
Time spent for examination and counseling	<input checked="" type="checkbox"/> (0-10 Mi.)	<input type="checkbox"/> (10-20 Mi.)	<input type="checkbox"/> (More than 20 Mi.)
Access laboratory and radiology departments	<input checked="" type="checkbox"/>	<input type="checkbox"/>	<input type="checkbox"/>
Promptness of medicine counter pharmacy	<input checked="" type="checkbox"/>	<input type="checkbox"/>	<input type="checkbox"/>
Availability of the medicine in the pharmacy	<input checked="" type="checkbox"/>	<input type="checkbox"/>	<input type="checkbox"/>
Time spent at waiting room	<input type="checkbox"/> (0-30 Mi.)	<input type="checkbox"/> (30-60 Mi.)	<input checked="" type="checkbox"/> (More than 1 hr.)
Your overall satisfaction during the visit to the hospital	<input checked="" type="checkbox"/>	<input type="checkbox"/>	<input type="checkbox"/>

Patient Suggestions/ Remarks It good to come to this department
The staff members and doctor are good and talk
with good manner Thank you

Action Taken by PRO / Nursing I/C / RMO I/C : _____



DVPMH/MRD/06

डॉ. विठ्ठलराव विखे पाटील फाऊंडेशन

डॉ. विखे पाटील मेमोरियल हॉस्पिटल, अहमदनगर

विल्ड घाट, अहमदनगर ☎ : (०२४१) २७७८०४२, २७७७०५९.

नाव : पोपट सानप
/ वॉर्ड : 106 ओ.पी.डी. नंबर : 29228624 दिनांक : 7/12/2021

नेस्ट्रेटिव्ह ऑफिसर,
डॉ. पाटील मेमोरियल हॉस्पिटल,
अहमदनगर.

य लिहून देणाऱ्याचे नांव : ज्ञानेश्वर पोपट सानप
डॉ. (आ) पा. (आ) व, डॉ. (आ) वि. (आ) वि. बिड
फोन नं./ मोबाईल : 8329672236

या अभिप्राय या स्वरूपात द्यावा.

	समाधान कारक आहे	मध्यम स्वरूपाची वाटली	समाधान कारक नाही
डॉ. शन काउंटरवरील कर्मचाऱ्यांची वागणूक व सेवा	<input checked="" type="checkbox"/>	<input type="checkbox"/>	<input type="checkbox"/>
डॉ. शन काउंटरवर लागलेला वेळ.	(०-१० मि.) <input type="checkbox"/>	(१०-२० मि.) <input checked="" type="checkbox"/>	(२० मि. पेक्षा जास्त) <input type="checkbox"/>
रूम मध्ये लागलेला वेळ	(०-३० मि.) <input checked="" type="checkbox"/>	(३०-६० मि.) <input type="checkbox"/>	(१ तासा पेक्षा जास्त) <input type="checkbox"/>
डॉ. टलच्या डॉक्टरची संभाषण आणि वागणूक	<input checked="" type="checkbox"/>	<input type="checkbox"/>	<input type="checkbox"/>
ए.पी. आणि सल्ला यासाठी लागलेला वेळ	(०-१० मि.) <input type="checkbox"/>	(१०-२० मि.) <input type="checkbox"/>	(२० मि. पेक्षा जास्त) <input type="checkbox"/>
ए.पी. लॅब, एक्स-रे आणि सोनोग्राफीची उपलब्धता.	<input type="checkbox"/>	<input type="checkbox"/>	<input type="checkbox"/>
ए.पी. मेडिकल स्टोअरची तत्परता.	<input type="checkbox"/>	<input type="checkbox"/>	<input type="checkbox"/>
डॉ. टल मधील औषधांची उपलब्धता	<input checked="" type="checkbox"/>	<input type="checkbox"/>	<input type="checkbox"/>
रुग्णविभाग आणि स्वच्छता गृह यांची स्वच्छता	<input type="checkbox"/>	<input checked="" type="checkbox"/>	<input type="checkbox"/>
डॉ. टल बदलची एकंदरीत प्रतिक्रिया	<input type="checkbox"/>	<input checked="" type="checkbox"/>	<input type="checkbox"/>

या अभिप्रायाकरिता : डॉ. विठ्ठलराव विखे पाटील हॉस्पिटल मधील डॉ. शन यांच्या संभाषण व वागणूक समाधान कारक व सरळ सल्ला माघन समजून घ्यायला आहे. कामे कमी वेळाने सुध्दा केली जाऊन सांगतात.

आर.ओ./ नर्स इन्चार्ज / आर. एम. ओ. इन्चार्ज कृती :



DVPMH/MRD/06

Dr. Vithalrao Vikhe Patil Foundation's

Dr. Vikhe Patil Memorial Hospital, Ahmednagar

Vilad Ghat, Ahmednagar. ☎ : (0241) 2778042, 2777059.

OPD FEEDBACK FORM

Patient Name : Waghchaure Bhasati Nitin

Department : Skin OPD OPD No.: 106 Date : 13/12/2021.

Administrative Officer,
Dr. Vikhe Patil Memorial Hospital,
Ahmednagar

Name of Person completing Feedback form : _____

Address : A.P. Chitali, Tel- Bahata.

Phone No./ Mob.: 7720065338.

Kindly Tick your preference.

	Satisfactory	Average	Non Satisfactory
Attitude and communication of staff at the registration Counter	<input checked="" type="checkbox"/>	<input type="checkbox"/>	<input type="checkbox"/>
Time Spent at the registration counter	<input type="checkbox"/> (0-10 Mi.)	<input type="checkbox"/> (10-20 Mi.)	<input type="checkbox"/> (More than 20 Mi.)
Cleanliness of OPD and Toilets	<input checked="" type="checkbox"/>	<input type="checkbox"/>	<input type="checkbox"/>
Attitude and communication of the doctors	<input checked="" type="checkbox"/>	<input type="checkbox"/>	<input type="checkbox"/>
Time spent for examination and counseling	<input checked="" type="checkbox"/> (0-10 Mi.)	<input type="checkbox"/> (10-20 Mi.)	<input type="checkbox"/> (More than 20 Mi.)
Access laboratory and radiology departments	<input type="checkbox"/>	<input type="checkbox"/>	<input type="checkbox"/>
Promptness of medicine counter pharmacy	<input type="checkbox"/>	<input checked="" type="checkbox"/>	<input type="checkbox"/>
Availability of the medicine in the pharmacy	<input type="checkbox"/>	<input checked="" type="checkbox"/>	<input type="checkbox"/>
Time spent at waiting room	<input checked="" type="checkbox"/> (0-30 Mi.)	<input type="checkbox"/> (30-60 Mi.)	<input type="checkbox"/> (More than 1 hr.)
Our overall satisfaction during the visit to the hospital	<input type="checkbox"/>	<input type="checkbox"/>	<input type="checkbox"/>

Patient Suggestions/ Remarks All staff members behaviour is such calm & polite. and treatment process is also good.

Action Taken by PRO / Nursing I/C / RMO I/C : _____



DVPMH/MRD/06

डॉ. विठ्ठलराव विखे पाटील फाऊंडेशन

डॉ. विखे पाटील मेमोरियल हॉस्पिटल, अहमदनगर

विच्छेद घाट, अहमदनगर ☎ : (०२४९) २७७८०४२, २७७७०५९.

शंटचे नाव : डा. विठ्ठलराव विखे पाटील हॉस्पिटल
भाग / वॉर्ड : कॉन्सल्टिंग ओ.पी.डी. नंबर : १०५ दिनांक : २१/१२/२०२१

ति,
डिप्टिमेन्ट हेड ऑफिसर,
डॉ. विखे पाटील मेमोरियल हॉस्पिटल,
अहमदनगर.

भिप्राय लिहून देणाऱ्याचे नांव : डा. विठ्ठलराव विखे पाटील
ता : ०५/१२/२०२१ फोन नं./ मोबाईल : ९०७६३०१९४७

पत्राचा अभिप्राय या स्वरूपात द्यावा.

	समाधान कारक आहे	मध्यम स्वरूपाची वाटली	समाधान कारक नाही
जेनरेशन काउंटरवरील कर्मचाऱ्यांची वागणूक व सेवा	<input checked="" type="checkbox"/>	<input type="checkbox"/>	<input type="checkbox"/>
जेनरेशन काउंटरवर लागलेला वेळ.	(०-१० मि.) <input checked="" type="checkbox"/>	(१०-२० मि.) <input type="checkbox"/>	(२० मि. पेक्षा जास्त) <input type="checkbox"/>
टिंग रूम मध्ये लागलेला वेळ	(०-३० मि.) <input checked="" type="checkbox"/>	(३०-६० मि.) <input type="checkbox"/>	(१ तासा पेक्षा जास्त) <input type="checkbox"/>
हॉस्पिटलच्या डॉक्टरची संभाषण आणि वागणूक	<input checked="" type="checkbox"/>	<input type="checkbox"/>	<input type="checkbox"/>
पासणी आणि सल्ला यासाठी लागलेला वेळ	(०-१० मि.) <input checked="" type="checkbox"/>	(१०-२० मि.) <input type="checkbox"/>	(२० मि. पेक्षा जास्त) <input type="checkbox"/>
थॉलॉजी लॅब, एक्स-रे आणि सोनोग्राफीची उपलब्धता.	<input checked="" type="checkbox"/>	<input type="checkbox"/>	<input type="checkbox"/>
नर्सरी, मेडिकल स्टोअरची तत्परता.	<input checked="" type="checkbox"/>	<input type="checkbox"/>	<input type="checkbox"/>
हॉस्पिटल मधील औषधांची उपलब्धता	<input checked="" type="checkbox"/>	<input type="checkbox"/>	<input type="checkbox"/>
स्वच्छता विभाग आणि स्वच्छता गृह यांची स्वच्छता	<input checked="" type="checkbox"/>	<input type="checkbox"/>	<input type="checkbox"/>
हॉस्पिटल बदलची एकंदरीत प्रतिक्रिया	<input checked="" type="checkbox"/>	<input type="checkbox"/>	<input type="checkbox"/>

रिपोर्टचा अभिप्रायाकरिता : मी कोणतेही अपमान टाकलेले नाहीत. मला कोणतेही अपमान झालेला नाही. मला कोणतेही अपमान झालेला नाही. मला कोणतेही अपमान झालेला नाही.
डा. विठ्ठलराव विखे पाटील

आर.ओ. / नर्स इन्चार्ज / आर. एम. ओ. इन्चार्ज कृती :



DVPMH/MRD/06

डॉ. विठ्ठलराव विखे पाटील फाऊंडेशन

डॉ. विखे पाटील मेमोरियल हॉस्पिटल, अहमदनगर

विळद घाट, अहमदनगर ☎ : (०२४१) २७७८०४२, २७७७०५९.

पेशंटचे नाव : दिक्कपि शंकर गोसावी
वेभाग / वॉर्ड : पारनेर (वडाखिरे) ओ.पी.डी. नंबर : २१-२२५७५७ दिनांक : २१/१२/२०२१
प्रति, १०६
अॅडमिनिस्ट्रेटिव्ह ऑफिसर,
डॉ. विखे पाटील मेमोरियल हॉस्पिटल,
अहमदनगर.

अभिप्राय लिहून देणाऱ्याचे नांव : दिक्कपि शंकर गोसावी
ता : म.पो. - वडाखिरे ता. पारनेर जि. अहमदनगर
फोन नं./ मोबाईल : ९७०९६७५२५६

आपला अभिप्राय या स्वरूपात द्यावा.

समाधान कारक आहे	मध्यम स्वरूपाची वाटली	समाधान कारक नाही
जिस्ट्रेशन काउंटरवरील कर्मचाऱ्यांची वागणूक व सेवा	<input type="checkbox"/>	<input type="checkbox"/>
जिस्ट्रेशन काउंटरवर लागलेला वेळ. (०-१० मि.)	<input type="checkbox"/>	(२० मि. पेक्षा जास्त) <input type="checkbox"/>
टिंग रूम मध्ये लागलेला वेळ. (०-२० मि.)	<input type="checkbox"/>	(१ तासा पेक्षा जास्त) <input type="checkbox"/>
हॉस्पिटलच्या डॉक्टरची संभाषण आणि वागणूक	<input type="checkbox"/>	<input type="checkbox"/>
पासगी आणि सल्ला यासाठी लागलेला वेळ. (०-१० मि.)	<input type="checkbox"/>	(२० मि. पेक्षा जास्त) <input type="checkbox"/>
थॉलॉजी लॅब, एक्स-रे आणि सोनोग्राफीची उपलब्धता.	<input type="checkbox"/>	<input type="checkbox"/>
गर्मरी, मेडिकल स्टोअरची तत्परता.	<input type="checkbox"/>	<input type="checkbox"/>
हॉस्पिटल मधील औषधांची उपलब्धता	<input type="checkbox"/>	<input type="checkbox"/>
हजाररुणविभाग आणि स्वच्छता गृह यांची स्वच्छता	<input type="checkbox"/>	<input type="checkbox"/>
हॉस्पिटल बदलची एकंदरीत प्रतिक्रिया	<input type="checkbox"/>	<input type="checkbox"/>

प्रणांच्या अभिप्रायाकरिता : डॉ. इंदुरिकर शर प्रोन्नी मला २१/१२/२०२१
बोर्डा विवेचना आषधाने ७५% फायदा पडला आहे.

आर.ओ./ नर्स इन्चार्ज / आर. एम. ओ. इन्चार्ज कृती :

GLIMPSES



Museum



Procedure room



Non cultured melanocyte transfer procedure



LASER room



Library cum seminar room



Phototherapy Unit



हिवाळ्यातील त्वचेच्या समस्या व उपाय

डॉ. जिगिषा अरुण मरवाळे

अहमदनगर



“आली आली प्रकाशमय दिवाळी,
तेजस्वी उत्साहाची, अलौकिक
उल्हासाची,

मात्र सोबत आणला गार हिवाळा,
आहे ओढ गरम वहा व गुलाबी थंडीची!

प्रथम सर्व वाचकांना दिवाळीनिमित्त हार्दिक
शुभेच्छा! आपले जीवन सुखी व निरामय राहो,
अशी देवाकडे प्रार्थना!

दिवाळी हा सण धडी सुरू झाल्याचे सूचक
आहे. हिवाळ्यात आपल्या त्वचेला बरेच काही
भोगावे लागते व अनेक समस्या उद्भवतात. एका
बाजूला सूर्य जर त्वचेच्या प्रथम मंत्रू असला तर
हिवाळा दुसरा स्थान नक्कीच गाजवतो.

जशी-जशी धडी वाढत जाते, तसे तसे
त्वचेचा कोरडेपणा व राकटपणा वाढत जातो.
त्वचा ओबडधोबड होते. हिवाळ्यात सभोवतालची
आर्द्रता कमी होत असते. त्यामुळे प्रसार व
बाष्पीभवन होऊन त्वचेतल्या पाण्याची घट होते.
यामुळे हिवाळ्यात त्वचा शुष्क होते. याचे प्रमाण
वाढल्यास त्वचेत भेगादेखील पडू शकतात, ज्या
वेदनाजनक असू शकतात.

धडीचा कहर झाल्यास अतिउष्ण पाण्याने
स्नान करण्याचा एक वेगळाच मोह असतो.
परंतु या मोहावर आवर घालून कोमट पाण्याने
स्नान करण्यात तुमच्या त्वचेचे भले आहे.
अतिगरम पाण्याच्या वापराने त्वचेतले आवश्यक
लिपिड (तेलकट) घटक नष्ट होतात, ज्यामुळे
विरोधाभासक राकटपणा वाढत असतो.

अजून एक महत्त्वाची गोष्ट म्हणजे हिवाळ्यात

उष्णता जरी कमी अन्नली तरीदेखील सूर्यकिरणांम
ुळे होणारा त्वचेवरचा विपरित परिणाम मात्र कायम
असतो, तसेच हिवाळ्यात आपली त्वचा सूर्य व
इतर उत्तेजक पदार्थांपासून होणाऱ्या हानीला
जास्त संवेदनशील असते. यामुळे त्वचेला जास्त
इजा होण्याची सभावना असते. हिवाळ्यात काही
आजार विकोपास जातात, उदाहरणार्थ- (इसब),
(पुरळ) इत्यादी. या आजारांमध्ये त्वचेची जास्त
काळजी घेणे अनिवार्य आहे.

तर या समस्त समस्यांवर उपाय काय?
काय कराव? कित्ती कराव? केव्हा कराव? या
प्रश्नांच्या उत्तरांमधून या समस्यांवर मात देऊ
शकतो

प्रथम एक गोष्ट लक्षात आणणे- जर तुम्ही
त्वचेला वेळ द्याल तर त्वचा तुम्हाला आनंद
देईल. नियमितपणे त्वचेची योग्यरित्या काळजी
घेणे हा सर्व समस्यांवर रामबाण इलाज!

उन्हाळा आणि हिवाळा ह्या दोन वेगळ्या
परिस्थिती आहेत. तर यामध्ये त्वचेला लागणारी
सामग्रीसुद्धा भिन्न आहे. हिवाळ्यात उपयोगी
पडणारे काही उपाय खालीलप्रमाणे आहेत

- * अतिउष्ण पाण्याचा वापर स्नानासाठी करू
नये. कोमट पाणी वापरावे.
- * स्नान झाल्या-झाल्या त्वचा अर्धवट ओली
असताना मायश्चरायझर लावणे.
- * दिवसातून ३-४ वेळा तेल-आधारित
मायश्चरायझर क्रीम वापरणे.
- * लोशनपेक्षा क्रीम जास्त उपयोगी.
- * साबण, डिटर्जेंट इत्यादींचा वापर कमी



Social Awareness Message Regarding Skin Care in Winter Season

स्नेहालय | Snehalaya

कार्यालय - सर्वे 239, एफ ब्लॉक, एम.आय.डी.सी., निम्बळक,
ता.नि. अहमदनगर - 414 111 (महाराष्ट्र)
दुरध्वनी क्र. 0241-2778353 मो. नं. +91-9011020176, 77, 78, 80

Office : Survey No. 239, F-Block, M.I.D.C., Nimblak,
Tal & Dist. - Ahmednagar - 414 111 (M.S.) India.

E-mail : info@snehalaya.org Website : www.snehalaya.org

Estd. : 1989



॥ व सो मा ज्यो ति ॥ व य ॥

An ISO 9001-2008 Certified

जावक क्र. स्नेहाला / वगार / ४८ / २०१६

दि - २३/०९/२०१७

प्रति:

मा. प्रमुख

विश्वे पाटील मेमोरिअल

हॉस्पिटल.

अहमदनगर.

विषय - कृतज्ञता पत्र.

मा. महोदय,

सखीह नमस्कार.

उपरोक्त विश्वावस्थे आपणास कळवू इच्छितो की,
स्नेहालय संकुलामध्ये दि. २२/०९/२०१७ रोजी विश्वेपाटील
मेमोरिअल हॉस्पिटलमधील डॉक्टर्स मा. डॉ. जिगीषा मस्ताळे,
डॉ. विशाल इंदुरकर, व डॉ. निलेश रफाकिया यांनी योग्य
त्वयाज्ञान संपासणी व उपचार शिबीर घेतले.

सदर कार्यक्रमाच्या (शिबीर) वेळी डॉ. जिगीषा
मस्ताळे यांनी स्वतःची काळजी करी घ्यावी याबाबत
मार्गदर्शन केले. सदर शिबीरामध्ये २५० वाळकांची संपासणी
करण्यात आली. स्नेहालय परिवारातर्फे आपले हार्दिक आभार
आपल्या माहितीस्तव सविनय सादर

कळावे

आपले विश्वासू,

Handwritten signature of the Director

अध्यक्ष

स्नेहालय संघालित

स्नेहालाश विशेष बालगृह

एम.आय.डी.सी., अहमदनगर

सदर कार्यालय - स्नेहालय घाटा, चिंत निवास असे, घाटा यांचे विसर नवते, अहमदनगर - ४१४ १०१ (महाराष्ट्र)

दुरध्वनी क्र. - 0241 - 2327593, 2327555

Donations to Snehalaya are exempted from Income Tax under
I.T. Act Section 80 G No. Pw/CIT-V12(Aj)80G/135/2008-09/1916

Society Reg. No. 3220

Trust Reg. No. F-2109

PAN - AAETS 3394 M

TAN - PNE5 19093 E

F.C.R.A. Reg. No. 083720087/20.10.1999

Letter of Appreciation from Snehalaya for Department Services



Dr. Vithalrao Vikhe Patil
Foundation
Ahmednagar



DEPARTMENTAL PROFILE

DR. VITHALRAO VIKHE PATIL FOUNDATION'S
MEDICAL COLLEGE & HOSPITAL

📍 Dr. Vithalrao Vikhe Patil Foundation's,
Medical College & Hospital
Opp. Cent. Milk Dairy, Vedgaon, Gunta, Post, MIDC

☎ 0241 – 2778042, 2777059, 2779757
✉ principal_medical@vims.edu.in
✉ deanmedicalcollegeahmednagar@gmail.com